

Track a Development Application

Instructional Guide for:

- Relevant Authorities
- Applicants

5.1 Development Application Tracking Essentials

5.2 Identify Progress of a Development Application

5.3 Identify the progress of my Development Application

Version 2.0

2 July 2020



Government of South Australia
Attorney-General's Department



Table of Contents

Guide Overview.....	3
5.1 Development Application Tracking Tools.....	4
5.2 Identify the progress of a Development Application for an Applicant.....	5
5.2.1 Locate the Development application in the Assessments tabs.....	6
5.2.2 Searching for a Development application.....	7
5.2.3 The Applicant's View	10
5.2.4 Viewing the Application Status Detail.....	12
5.2.5 Identifying the application contacts	13
5.2.6 Identifying the Assessing Officer.....	14
5.3 Identify the Progress of My Development Application.....	16
5.3.1 Locate the Development application in the tabs.....	17
5.3.2 Searching for a Development application.....	18
5.3.3 Viewing the Development Application – Status	20
5.3.4 View the Development Application – For Your Action	21
5.3.4 View the Development Application – Under Assessment.....	22
5.3.5 Identifying the Relevant Authority assessing the application	24

Guide Overview

This Module Guide includes **Software Version 1.4.12** features and functionality.

- Module 1: Introduction to Plan SA
- Module 2: Navigate the Planning Workflow
- Module 3: Manage Online Account
- Module 4: Submit a Development Application
- Module 5: Track a Development Application**
- Module 6: Manage Team Workload
- Module 7: Verify Development Application (Planning, Land Division & Building)
- Module 8: Fee Payments
- Module 9: Assess Consent (Planning, Land Division & Building)
- Module 10: Public Notification
- Module 11: Request and Respond to Referrals (Internal and External)
- Module 12: Make Decision on the Assessed Consent
- Module 13: Variation to Development
- Module 14: Issue Development Approval
- Module 15: Appeals
- Module 16: Issue Land Division Certificate of Approval (CoA)
- Module 17: Building Notification
- Module 18: Development Application Report, Section 7



In addition to the Guide, there are a series of [videos](#) available on the following topics.

- 5.0 Overview of Tracking a Development Application
- 5.2 Identify the Progress of a Development Application for an Applicant
- 5.3 Identify the Progress of My Development Application

5.1 Development Application Tracking Tools

Overview


This topic explores the two (2) registers and two (2) tools available to an applicant and Relevant Authority to track and identify what stage of the development assessment is being performed, or about to be performed.

Development Application Register

Local council register for all Development applications 'lodged' and 'in progress' under the Development Act.

Pre July 2020

Available from the register

LNWCA ²	Phase Two	Phase Three
		



Available to the public

Public Register

Centralised register for all Development applications 'lodged' and 'in progress' in South Australia under the Dev Act. (LNWCA²) and PDI Act.

Post July 2020

Available from the register

LNWCA ²	Phase Two	Phase Three
		

Available to the public

Portal - Wizard

The Wizard is available from the SA Planning Portal to identify the applicable Public Register to locate a Development application.

Post July 2020



LNWCA ²	Phase Two	Phase Three
		

Available to the public

Development Application Portal (DAP)

For 'lodged' and 'in progress' Development applications lodged under the PDI Act.

Post July 2020

LNWCA ²	Phase Two	Phase Three
		

Available to the applicant, Relevant Authority and referral body

Post September 2020

LNWCA² – Land Not Within Council Area

There are transitional provisions for Development applications lodged under the Development Act and where a consent decision is made under the PDI Act. In these instances, the Development Application is available from the Development Application Register or Public Register (South Australia).

5.2 Identify the progress of a Development Application for an Applicant

Overview

This topic will take you through the steps to check the progress of an applicant's development application to identify the action in progress; for example: verification, planning consent assessment, or waiting to be performed.

Audience

- Relevant Authority

Learning Outcomes

- Understand how the application progresses through the Assessment tabs
- Recall the two available search options (basic and advanced)
- Identify the task as being performed or outstanding
- Identify who is performing the task (e.g. applicant, assessor, or referral body)
- Recall the page location of the assigned assessor

Topics

- 5.2.1 Locate the Development application using the Assessments tab
- 5.2.2 Searching for a Development application
- 5.2.3 The Applicant's View
- 5.2.4 Viewing the Application Status Detail
- 5.2.5 Identifying the application contacts
- 5.2.6 Identifying the assessing officer

5.2.1 Locate the Development application in the Assessments tabs

As an application progresses through the development assessment process, the application progresses through the tabs in the Assessments dashboard.

Within each tab (outlined in the image below) is a list of applications that are assigned to you for completion. You can alternatively change the view by removing the **assigned to you only** flag to list all the applications for your organisation that is being completed or waiting to be completed.

Development application processing

Search [Advanced Search](#)

FOR YOUR ACTION (8) ASSESSMENT IN PROGRESS (12) WAITING (3) UPCOMING (1) COMPLETED (3) BUILDING NOTIFICATIONS (0)

For your action
☐ Assigned to me only

ID	Owner	Location	Nature of Development	Lodged	Action	Who	
20000331	P Public	LOT 11 EAST TCE PARACHILNA SA 5730, LOT 11 EAST TCE PARACHILNA SA 5730	house and shed		Awaiting Verification	👤	🔍 1
20000268	city of salisbury	UNIT 41 6 LOADES ST SALISBURY SA 5108	I said shop		Awaiting Verification	—	🔍 0
20000263	N Symonds	Managers office, 50 Flinders Street, Adelaide SA 5000	ynrdrfthgh		Awaiting Verification	—	🔍 0
20000231	J COOL	LOT 200 RAILWAY TCE S MARREE SA 5733	Increase accommodation by 5 units - solar panels - shop - forgot something	15 Jun 2020	Commerce Assessment	👤	🔍 47
20000105	T UserOne	56553 OODNADATTA TRK WELBOURN HILL SA 5724	new dairy		Awaiting Verification	—	🔍 0

1 - 5 of 8

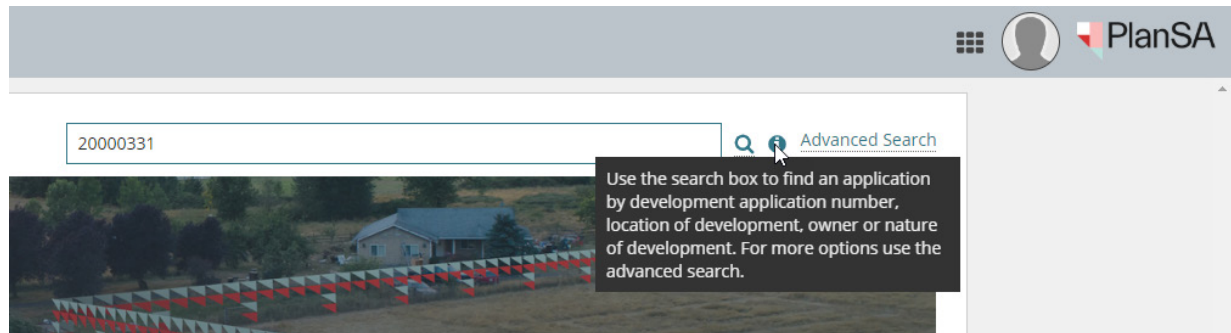
Terms & Conditions | Disclaimer | Department of Planning, Transport & Infrastructure | Level 5, 50 Flinders St, Adelaide SA 5000 | Find out more about this alpha release of the planning system | V1.4.12

Refer to the table below to learn more about the applications assigned to you under each of the tabs; noting, the values in brackets indicate the number of applications within – e.g. Assessment in Progress (1).

For Your Action	With you to complete an action
Assessment in Progress	Applications in assessment
Waiting	Applications with an applicant for payment, a referral body to respond, etc.
Upcoming	Applications with another relevant authority, or in-house assessor
Completed	Lists all applications Development Approval completed (both Granted and Refused)
Building Notifications	Lists submitted building activity notifications for inspection

5.2.2 Searching for a Development application

For ease of locating the applicant's Development application, there are two search options – 'basic' and 'advanced'. Use the **Information** icon to view more details about the search features.



Basic Search

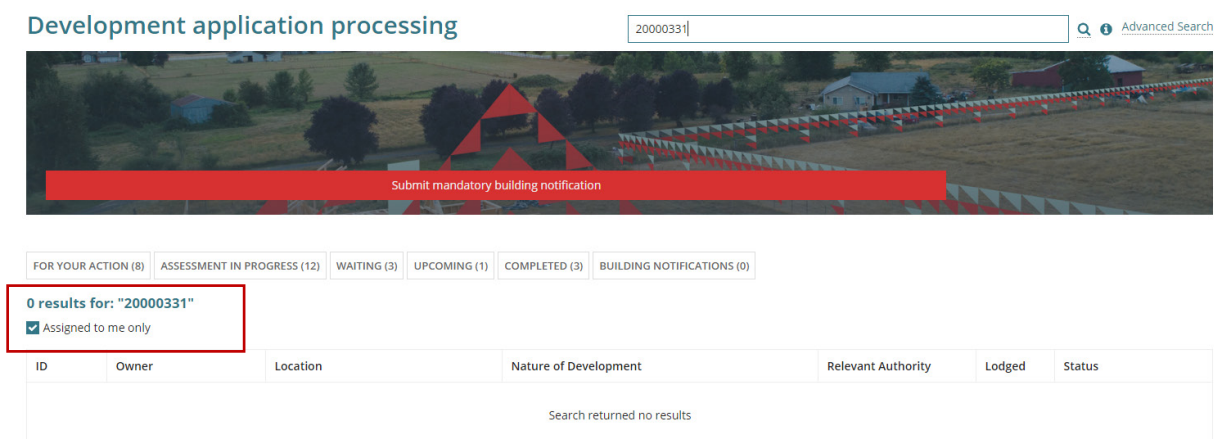
The 'basic' search is used to locate an application by:

- Application ID number
- Address

Type the application ID in the **Search** field and enter.

The search results may return '0 results for the ID'. If this has occurred remove your **Assigned to me only** flag to view all development applications for your organisation.

If the application still does not display, then delete the text or number in the Search field to perform another search.

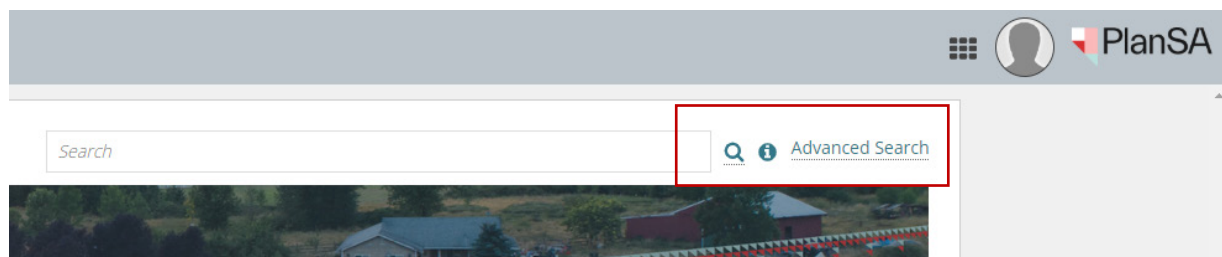


Advanced Search

The 'advanced' search provides more specific search options, such as by:

- Allocated users name, e.g. team member assessing
- Date Development application lodged

Select **Advanced Search**.



In this example, go to the **Allocated user** field and start to type the name of the team member, then select their name from the list of matches.

Select **Search** to return list of matching results in your Assessments dashboard.

Advanced Search

Development application number

Nature of development

Applicant

Location of development

Owner

Title type

--- Select One ---

Relevant authority

Volume

Allocated user

david

David Lake

David Lodge

From dd/mm/yyyy To dd/mm/yyyy

Folio

Allotment number

Date of development application decision

From dd/mm/yyyy To dd/mm/yyyy

Land division application type

-- please select --

Category of development

Consent type

Development approval status

Consent status

CLEAR

SEARCH

Remove your **Assigned to me only** flag to view the allocated users list of the application(s).

ASSESSMENTS

YOUR APPLICATIONS

YOUR ORGANISATION

PlanSA

Development application processing

Submit mandatory building notification

FOR YOUR ACTION (8)ASSESSMENT IN PROGRESS (12)WAITING (3)UPCOMING (1)COMPLETED (3)BUILDING NOTIFICATIONS (0)

1 results:

☐ Assigned to me only

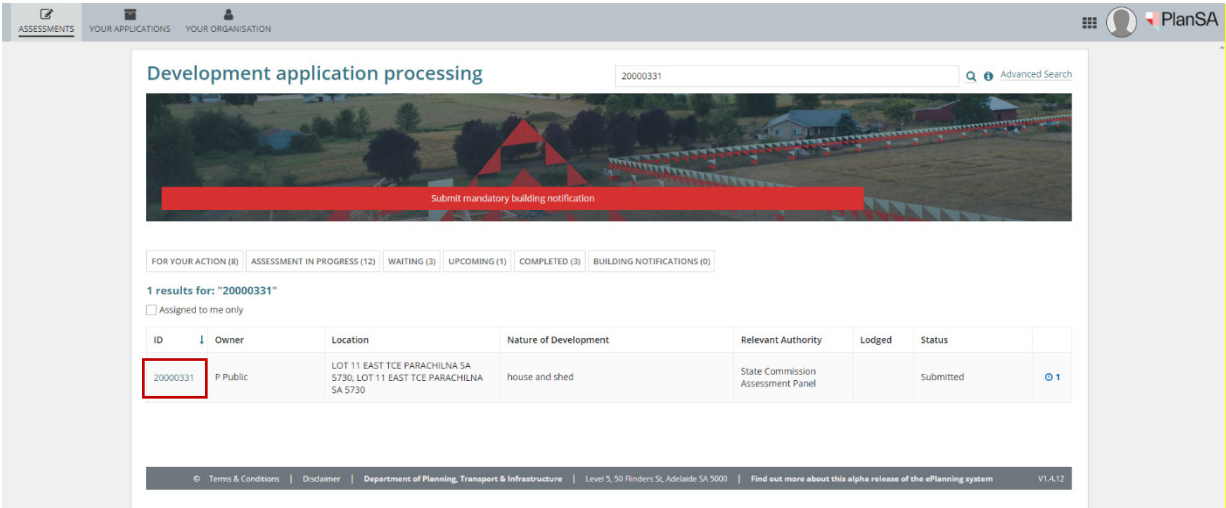
ID	Owner	Location	Nature of Development	Relevant Authority	Lodged	Status	
20000073	D Lake	LOT 501 LUNATIC LANE ANDAMOOKA SA 5722	Demolition of existing dwelling and construction of a detached dwelling	State Commission Assessment Panel	22 May 2020	Assessment in progress	<div>12</div>

5.2.3 The Applicant’s View

The applicant’s view of their application progress in their **My Applications** dashboard is different to the view a Relevant Authority sees in their **Assessment** dashboard.

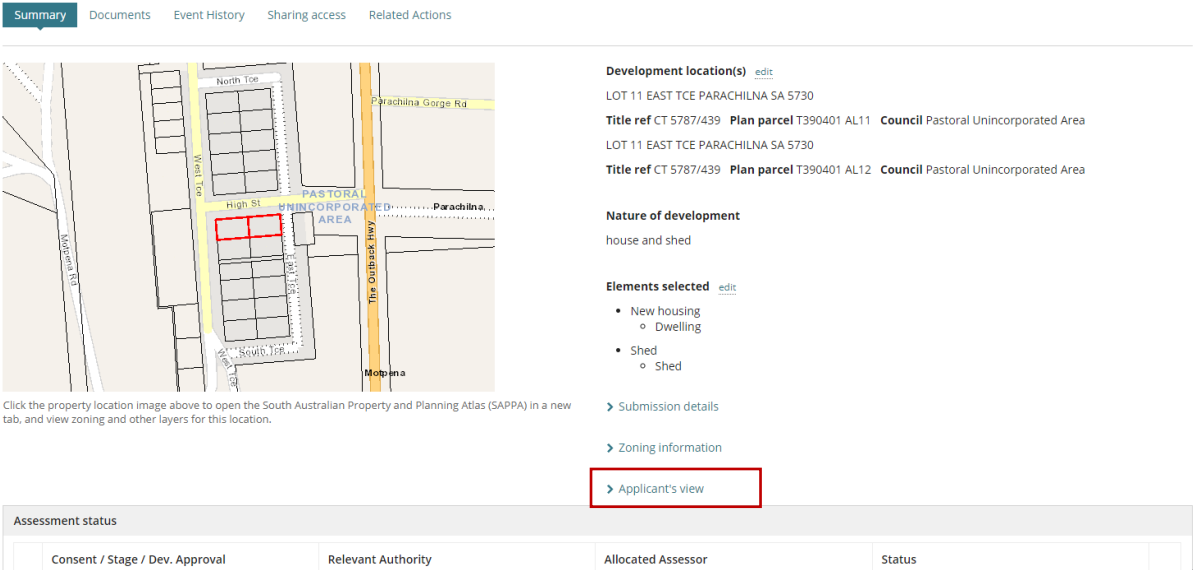
When handling an applicant’s enquiry over the phone, go to the **Applicant’s view** located within their application record to assist with answering their question(s).

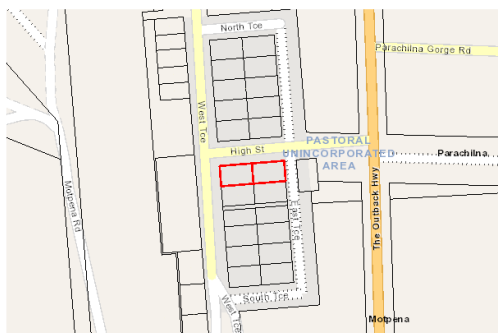
Locate and open the applicant’s development application.



Within the **Summary** click on **Applicant’s view**.

Development application: 20000331





Click the property location image above to open the South Australian Property and Planning Atlas (SAPPA) in a new tab, and view zoning and other layers for this location.

Development location(s) [edit](#)
 LOT 11 EAST TCE PARACHILNA SA 5730
Title ref CT 5787/439 **Plan parcel** T390401 AL11 **Council** Pastoral Unincorporated Area
 LOT 11 EAST TCE PARACHILNA SA 5730
Title ref CT 5787/439 **Plan parcel** T390401 AL12 **Council** Pastoral Unincorporated Area

Nature of development
 house and shed

Elements selected [edit](#)

- New housing
 - Dwelling
- Shed
 - Shed

[Submission details](#)

[Zoning information](#)

[Applicant's view](#)

Your actions

[Apply for next consent](#)

Status detail

Planning consent	Assessment in progress	view
Verification	Checking submission	
Building consent	Pending your action	
Development approval	Pending approval of all consents	
Development application	Pending approval of all consents	

The Applicant's view displays **Actions** the applicant is to complete. Refer to the table below for more information.

Your Action	What the applicant must perform
Apply for next consent	On receiving their Planning Consent decision, they submit the next consent, e.g. Land Division Consent.
Make Payment	Pay the Lodgement or Assessment Fee Advice online by credit card, or in person (card, cheque or cash).
Provide Information	Review the request for information from their application Document store, source the information as requested, upload to their Document store and submit to the Relevant Authority or referral body.
Apply for Land Division Certificate	On receiving Development Approval, apply for a Land Division Certificate for lodgement at the Lands Title Office (LTO).
Pending your resolution of reserved matters	Upon receiving the Decision Notification Form (DNF), applicant addresses the reserved matter(s), e.g. to provide a landscaping plan before development approval is granted.

5.2.4 Viewing the Application Status Detail

The Relevant Authorities Development application status is viewed either from the application record within the table, or select the application to show the detailed status.

Search for the development application or locate with the tabs. For this example, the development application is located in **For Your Action**.

Select the application record to view the consent status detail. In this example, the Planning Consent status is at 'Pending Verification' and it is with you, as the Relevant Authority, to start the verification.

Development application processing

Search

Advanced Search

Submit mandatory building notification

FOR YOUR ACTION (8)

ASSESSMENT IN PROGRESS (12)

WAITING (3)

UPCOMING (1)

COMPLETED (3)

BUILDING NOTIFICATIONS (0)

For your action

☒ Assigned to me only

ID	Owner	Location	Nature of Development	Lodged	Action	Who	
20000331	P Public	LOT 11 EAST TCE PARACHILNA SA 5730, LOT 11 EAST TCE PARACHILNA SA 5730	house and shed		Awaiting Verification		1

STATUS DETAIL

CONTACTS

SUMMARY

Application 20000331

Planning consent

Pending verification

Verification

Building consent

Still required

Development approval

Pending approval of all consents

Development application

Pending approval of all consents

5.2.5 Identifying the application contacts

Depending on the organisations ‘privacy’ or ‘information’ policies, confirming the person(s) making the enquiry against the application contacts may be required.

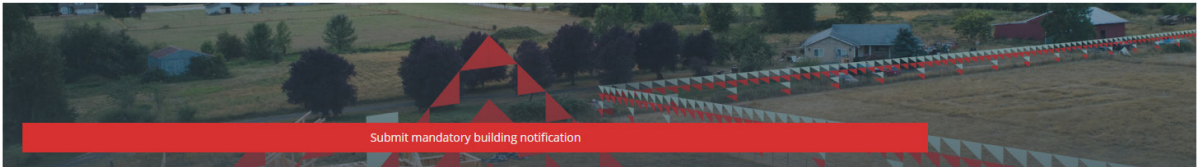
Search for the Development application by **ID** number, then select the **application record** to view details on-screen.

Select **Contacts** to view each contact listed on the application.

Development application processing

Search

Advanced Search



FOR YOUR ACTION (8)

ASSESSMENT IN PROGRESS (12)

WAITING (3)

UPCOMING (1)

COMPLETED (3)

BUILDING NOTIFICATIONS (0)

For your action

☒ Assigned to me only

ID	Owner	Location	Nature of Development	Lodged	Action	Who	
20000331	P Public	LOT 11 EAST TCE PARACHILNA SA 5730, LOT 11 EAST TCE PARACHILNA SA 5730	house and shed		Awaiting Verification		1

STATUS DETAIL

CONTACTS

SUMMARY

Applicant	P Public	to be advised	penny@gmail.com
Land Owner	P Public	to be advised	penny@gmail.com
Primary Contact	P Public	to be advised	penny@gmail.com
Invoice Contact	P Public	to be advised	penny@gmail.com


5.2.6 Identifying the Assessing Officer

Where the enquiry needs further assistance regarding the assessment and/or time frame to complete, then deferring to the assessing officer (planning/building) may be required.

Search for the Development application by **ID** number, then select the **ID** to view the development application.

Development application processing

[Advanced Search](#)



FOR YOUR ACTION (8) ASSESSMENT IN PROGRESS (12) WAITING (3) UPCOMING (1) COMPLETED (3) BUILDING NOTIFICATIONS (0)

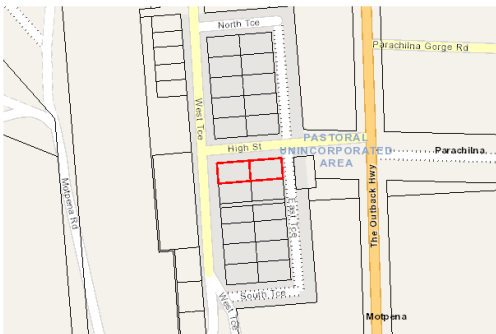
For your action
☒ Assigned to me only

ID	Owner	Location	Nature of Development	Lodged	Action	Who	
20000331	P Public	LOT 11 EAST TCE PARACHILNA SA 5730, LOT 11 EAST TCE PARACHILNA SA 5730	house and shed		Awaiting Verification		1

Scroll to the **Assessment Status** and the consent to view the **assigned assessor**.

Development application: 20000331

Summary Documents Event History Sharing access Related Actions



Click the property location image above to open the South Australian Property and Planning Atlas (SAPPA) in a new tab, and view zoning and other layers for this location.

Development location(s) [edit](#)

LOT 11 EAST TCE PARACHILNA SA 5730

Title ref CT 5787/439 **Plan parcel** T390401 AL11 **Council** Pastoral Unincorporated Area

LOT 11 EAST TCE PARACHILNA SA 5730

Title ref CT 5787/439 **Plan parcel** T390401 AL12 **Council** Pastoral Unincorporated Area

Nature of development

house and shed

Elements selected [edit](#)

- New housing
 - Dwelling
- Shed
 - Shed

[Submission details](#)

[Zoning information](#)

[Applicant's view](#)

Assessment status

Consent / Stage / Dev. Approval	Relevant Authority	Allocated Assessor	Status	
► Planning Consent	State Commission Assessment Panel	Sascha Woods	Awaiting Verification	1
Building Consent			Initialised	
Development Approval for: Planning Consent Building Consent	State Commission Assessment Panel	No assessor assigned Edit	Awaiting Precursor Consent	

When the **Allocated Assessor** field is blank and the status indicates the development assessment is in progress, use the **Event History** option to identify the team member assessing the application.

Select **Event History**. Expand **Consent Status History for Planning Consent** to view the 'user' (i.e. team member) who is undertaking the assessment.


Development application: 20000331

[Summary](#)
[Documents](#)
[Event History](#)
[Sharing access](#)
[Related Actions](#)

Application ID 20000331

Event Audit History >

Application Status History >

Consent Status History for Planning Consent 6465 

[Go to consent](#)

Consent Id	Consent Status	User	Date	Comment
6465	Awaiting Verification	Sascha Woods	26 Jun 2020 13:25	

Consent Status History for Building Consent 6466 >

5.3 Identify the Progress of My Development Application

Overview

This topic will take you through checking the progress of your development application from your applications dashboard.

Audience

- Applicant

Learning Outcomes

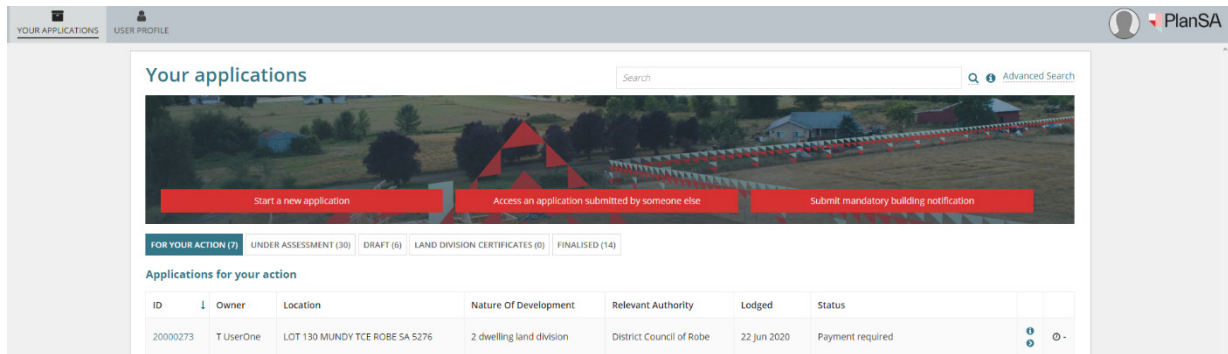
- Understand the application progresses through the Your Applications tabs
- Recall the two available search options (basic and advanced)
- Identify the development assessment consent being undertaken
- Locate the Relevant Authority assessing the application

Topics

- 5.3.1 Locate the Development application in the Application tabs
- 5.3.2 Searching for a Development application
- 5.3.3 Viewing the development assessment status
- 5.3.4 Identify the Relevant Authority assessing the application

5.3.1 Locate the Development application in the tabs

As an application progresses through the development assessment process, it moves through the tabs on **Your applications** dashboard.



Refer to the table below to learn more about why your application(s) is/are sitting under each of the tabs. Noting, the values in brackets indicate the number of applications within, e.g. Assessment in Progress (1).

For Your Action

With you to complete an action, such as:

- respond to a request for information, or
- pay a fee advice

Under Assessment

Application is being assessed by the Relevant Authority

Draft

Application(s) saved, and not yet completed

Land Division Certificates

In progress Land Division Certification requests

Finalised

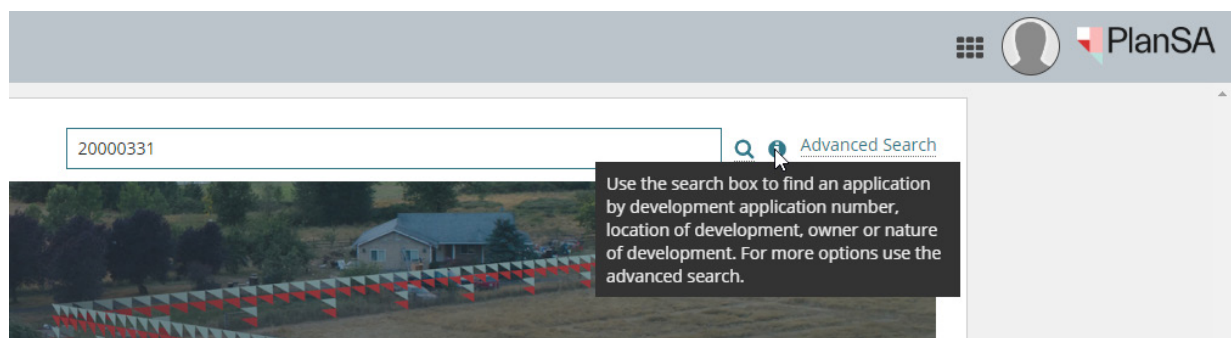
Lists applications with Development Approval

5.3.2 Searching for a Development application

For a Home Owner who typically submits one application, using the search features is not required they can simply navigate through the Application tabs.

Where the applicant is a volume application, who submits multiple applications then 'basic' and 'advanced' search features will be used to locate applications for a specific address, owner or application status.

Next to the search field is an **Information** icon, which can be used to view more details about the search features.



Basic Search

The 'basic' search is used to locate an application by:

- Application ID number
- Address

Type the application **ID** in the **Search** field and enter. The matching application(s) displays.

When the application is not returned in the list of applications matching your search criteria, then delete the search text, number, etc. to perform another search.

Your applications

20000014 [Advanced Search](#)

Start a new application | Access an application submitted by someone else | Submit mandatory building notification

FOR YOUR ACTION (7) | UNDER ASSESSMENT (30) | DRAFT (6) | LAND DIVISION CERTIFICATES (0) | FINALISED (14)

1 results for: "20000014"

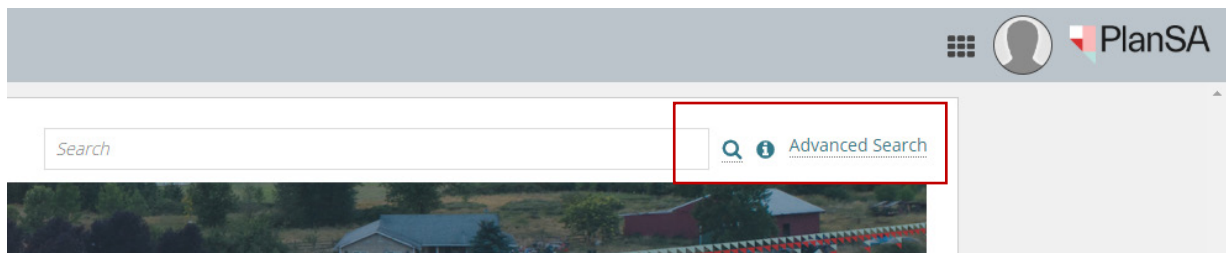
ID	Owner	Location	Nature of Development	Relevant Authority	Lodged	Status
20000014	T UserOne	LOT 1 MUNDY TCE ROBE SA 5276	2 new houses	District Council of Robe	10 May 2020	Certificate application required

Advanced Search

The 'advanced' search provides more specific search options, such as by:

- Relevant Authority, e.g. Adelaide City Council
- Consent Type, e.g. Planning

Select **Advanced Search**.



In this example, type the **Relevant Authority** name (in full or part), then select **Search**.

A screenshot of the 'Advanced Search' form. The form contains several input fields for search criteria. The 'Relevant authority' field is highlighted with a red box and contains the text 'District Council of Robe'. Other fields include 'Development application number', 'Applicant', 'Owner', 'Nature of development', 'Location of development', 'Title type', 'Volume', 'Folio', 'Allotment number', 'Date of development application lodged', 'Date of development application decision', 'Category of development', 'Consent type', 'Development approval status', and 'Consent status'. There are 'CLEAR' and 'SEARCH' buttons at the bottom.

A list of development application(s) matching the search criteria; in this case, the 'District Council of Robe', will display in **Your applications** dashboard.

Your applications

A screenshot of the 'Your applications' dashboard. It features a search bar and a red box containing a magnifying glass icon, an information icon, and the text 'Advanced Search'. Below the search bar is a banner image with three red buttons: 'Start a new application', 'Access an application submitted by someone else', and 'Submit mandatory building notification'. Below the banner is a table with columns for 'FOR YOUR ACTION (7)', 'UNDER ASSESSMENT (30)', 'DRAFT (6)', 'LAND DIVISION CERTIFICATES (0)', and 'FINALISED (14)'. Below the table is a section titled '41 results:' followed by a table with columns: ID, Owner, Location, Nature of Development, Relevant Authority, Lodged, and Status. The first row of data shows ID 20000303, Owner T UserOne, Location LOT 130 MUNDY TCE ROBE SA 5276, Nature of Development Land division with 2 new dwellings, Relevant Authority District Council of Robe, Lodged 23 Jun 2020, and Status Assessment in progress.

5.3.3 Viewing the Development Application - Status

From your applications **Status Detail** you will have access to a timeline of events and dates as the Development application progresses through the assessment stages.

Select your development application record (not the ID) to view the **Status Detail** for your application. The image below, is an example of a development application going through Building Consent, and the activities completed and initiated.

Your applications

[Q](#) [i](#) [Advanced Search](#)

FOR YOUR ACTION (7) **UNDER ASSESSMENT (30)** **DRAFT (6)** **LAND DIVISION CERTIFICATES (0)** **FINALISED (14)**

Applications for your action

ID	Owner	Location	Nature Of Development	Relevant Authority	Lodged	Status		
20000273	T UserOne	LOT 130 MUNDY TCE ROBE SA 5276	2 dwelling land division	District Council of Robe	22 Jun 2020	Payment required	i	o
20000114	T UserOne	LOT 130 MUNDY TCE ROBE SA 5276	Staged land division - IG	District Council of Robe		Consent application required	i	o
20000103	T UserOne	LOT 130 MUNDY TCE ROBE SA 5276	2 dwelling land division	District Council of Robe	27 May 2020	Assessment in progress	i	o
20000064	T UserOne	LOT 130 MUNDY TCE ROBE SA 5276	Carport	District Council of Robe	21 May 2020	Response to reserved matters required	i	o
20000035	T UserOne	LOT 130 MUNDY TCE ROBE SA 5276	Carport	District Council of Robe	15 May 2020	Payment Required	i	o

< 1 - 5 of 7 >

STATUS DETAIL **CONTACTS** **SUMMARY**

Application 20000273

This application currently requires 1 action from you

[Make Payment](#)

Planning and Land Division consent

✓ Granted 22 Jun 2020



Building consent

Assessment in progress



Verification

✓ Completed 23 Jun 2020

Fee Payable

Payment required

Development approval

Pending approval of all consents

Development application

Pending approval of all consents

5.3.4 View the Development Application – For Your Action

An application that displays in **For your Action** means a task is waiting completion.

For example:

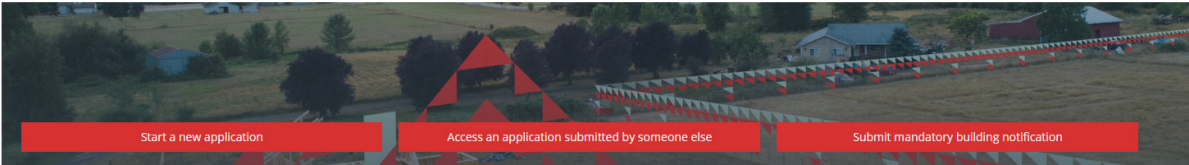
- **Make Payment** of a Lodgement Fee Advice or Assessment Fee Advice
- **Submit Consent** when elected to assess planning, land division or building consent later
- **Provide Information** where missing or more information requested by the Relevant Authority to assess the consent (planning, land division, or building).

Select the development application record (not the ID) to view the **Status Detail** and the task awaiting your action.

When you have a task awaiting your completion, the assessment of your application is 'paused' until you complete the task, for example: make payment, provide requested information or submit the next consent.

Your applications

[Advanced Search](#)



[Start a new application](#) [Access an application submitted by someone else](#) [Submit mandatory building notification](#)

FOR YOUR ACTION (7)

UNDER ASSESSMENT (30)

DRAFT (6)

LAND DIVISION CERTIFICATES (0)

FINALISED (14)

Applications for your action

ID	Owner	Location	Nature Of Development	Relevant Authority	Lodged	Status		
20000273	T UserOne	LOT 130 MUNDY TCE ROBE SA 5276	2 dwelling land division	District Council of Robe	22 Jun 2020	Payment required		
20000114	T UserOne	LOT 130 MUNDY TCE ROBE SA 5276	Staged land division - IG	District Council of Robe		Consent application required		
20000103	T UserOne	LOT 130 MUNDY TCE ROBE SA 5276	2 dwelling land division	District Council of Robe	27 May 2020	Assessment in progress		
20000064	T UserOne	LOT 130 MUNDY TCE ROBE SA 5276	Carport	District Council of Robe	21 May 2020	Response to reserved matters required		
20000035	T UserOne	LOT 130 MUNDY TCE ROBE SA 5276	Carport	District Council of Robe	15 May 2020	Payment Required		

< 1 - 5 of 7 >

STATUS DETAIL

CONTACTS

SUMMARY

Application 20000273

This application currently requires 1 action from you

Make Payment

5.3.4 View the Development Application – Under Assessment

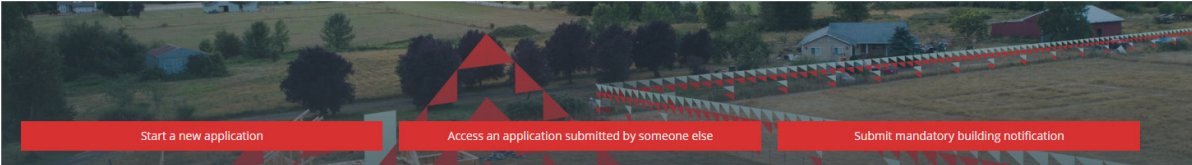
The applications displaying in **Under Assessment** are with a relevant authority who are performing, for example:

- **Checking Submission** reviewing your application and all documentation provided
- **Assessment in progress** for the applicable consent, e.g. planning, land division or building
- **Submitted** application received but checking has not started.

Select **Under Assessment** to view a list of all your applications with the relevant authority.

Your applications

[Advanced Search](#)



[Start a new application](#) [Access an application submitted by someone else](#) [Submit mandatory building notification](#)

FOR YOUR ACTION (7)

UNDER ASSESSMENT (30)

DRAFT (6)

LAND DIVISION CERTIFICATES (0)

FINALISED (14)

Applications in progress

ID	Owner	Location	Nature Of Development	Relevant Authority	Lodged	Status		
20000147	T UserOne	12 YATES RD KIMBA SA 5641	House	District Council of Kimba		Checking submission		
20000146	T UserOne	49 WELLINGTON RD COWELL SA 5602	House	District Council of Franklin Harbour		Submitted		
20000133	T UserOne	LOT 1 MUNDY TCE ROBE SA 5276	Building big house GG	District Council of Robe	5 Jun 2020	Checking submission		
20000121	T UserOne	LOT 1 MUNDY TCE ROBE SA 5276	Build large McMansion	District Council of Robe	1 Jun 2020	On hold (Reg 45 Referral to Commission (Building committee))		
20000120	T UserOne	LOT 130 MUNDY TCE ROBE SA 5276, LOT 130 MUNDY TCE ...	Adding second story to current single story dwelling	District Council of Robe	29 May 2020	Assessment in progress		

« < 11 - 15 of 30 > »

STATUS DETAIL CONTACTS SUMMARY

Application 20000120

There is currently no action required from you.

Planning consent

Assessment in progress

Verification

✓ Completed 29 May 2020



Fee Payable

✓ Payment received 29 May 2020

The record 'Action' will provide what is being performed, e.g. Assessment in progress and the clock will show the number of remaining days the relevant authority has to complete the action, e.g. assessment, checking the submission, etc.

Use the 'Tool Tips' to display additional information regarding the status of the application.

Some examples of the information provided, when you hover the cursor over the icon, are:

	 Status Information	 What's next information
Submitted	The Relevant Authority has five working days to start processing.	The Relevant Authority will check that approval is necessary for your intended development, and that your submission includes all of the required information.
Assessment in progress	(Planning Consent): The Relevant Authority is currently assessing whether to grant planning consent for your application.	You may receive a request for further information. Once the assessment is complete, Planning Consent will either be granted or refused, and you will be notified of the outcome.

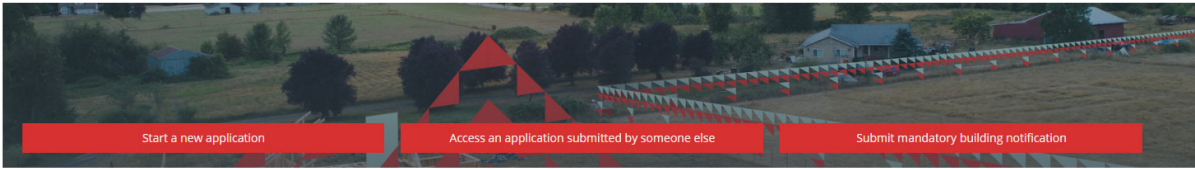
5.3.5 Identifying the Relevant Authority assessing the application

In the **Contacts** section you have access to the Relevant Authority (e.g. Council, Accredited Professional) for each consent stage of your Development application, and their contact details.

Use these details to contact the Relevant Authority for further information or clarity on the information displayed.

Select the development application record (not the ID) to view the **Contacts** details for the Relevant Authorities assessing each of your Development application consents.

Your applications [Advanced Search](#)



[Start a new application](#) [Access an application submitted by someone else](#) [Submit mandatory building notification](#)

FOR YOUR ACTION (7) **UNDER ASSESSMENT (30)** DRAFT (6) LAND DIVISION CERTIFICATES (0) FINALISED (14)

Applications in progress

ID	Owner	Location	Nature Of Development	Relevant Authority	Lodged	Status		
20000147	T UserOne	12 YATES RD KIMBA SA 5641	House	District Council of Kimba		Checking submission		
20000146	T UserOne	49 WELLINGTON RD COWELL SA 5602	House	District Council of Franklin Harbour		Submitted		
20000133	T UserOne	LOT 1 MUNDY TCE ROBE SA 5276	Building big house GG	District Council of Robe	5 Jun 2020	Checking submission		
20000121	T UserOne	LOT 1 MUNDY TCE ROBE SA 5276	Build large McMansion	District Council of Robe	1 Jun 2020	On hold (Reg 45 Referral to Commission (Building committee))		
20000120	T UserOne	LOT 130 MUNDY TCE ROBE SA 5276, LOT 130 MUNDY TCE ...	Adding second story to current single story dwelling	District Council of Robe	29 May 2020	Assessment in progress		

« < 11 - 15 of 30 > »

STATUS DETAIL **CONTACTS** SUMMARY

Planning consent	District Council of Robe	08 87682003	council@robe.sa.gov.au
Building consent	District Council of Robe	08 87682003	council@robe.sa.gov.au
Development approval	District Council of Robe	08 87682003	council@robe.sa.gov.au

For more information visit
plan.sa.gov.au



Government of South Australia
Attorney-General's Department