

Background

A relevant authority may permit an applicant to vary an application at any time before the application is decided. The date of receipt of the varied application then becomes the new date of receipt of the application for the purposes of decision time limits.

If the variations are not substantial then time limits will continue to run from the original verification date/payment of fees.

Regulation 35(2) provides that if the variations are not substantial then the time limits are not reset. The date of receipt of the varied application becomes the new date for decision time limits where the variations are substantial.

1. Login (if not already) and locate the development application within the **Assessment** dashboard and the **Assessment in progress** tab.

Alternatively, using the details provide by the applicant, e.g. application ID or the location address perform a **Search** and then remove the Assigned to me only to show the application.

2. Click on the application (not the ID) to show more details.
3. Click on the **consent** applicable, e.g. planning consent.

Development application processing

20002163

This is the **TRAINING**

Submit mandatory building notification | Submit mandatory Re-Inspection notification | Reporting

FOR YOUR ACTION (58) | ASSESSMENT IN PROGRESS (131) | WAITING (32) | UPCOMING (9) | COMPLETED (76) | BUILDING NOTIFICATIONS (0) | RE-INSPECTION NOTIFICATIONS (0)

1 results for: "20002163"

Assigned to me only

ID	Owner	Location	Nature of Development	Relevant Authority	Lodged	Status	Days
20002163	P Public	LOT 1522 OODNADATTA TRK NILPINNA STATION SA 5723. LOT 1522 OODNADATTA TRK NILPINNA STATION SA 5723..	Tourist accommodation, water tanks and solar panels	State Planning Commission	21 Dec 2020	Assessment in progress	0

Application 20002163

Planning consent

Assessment in progress

4. Click on **Related Actions** to show

Planning Consent for Development Application: 20002163

Summary | Documents | Fees | RFIs | Referrals | Public Notification | Conditions and Notes | Clocks | Decision | Appeals | **Related Actions**

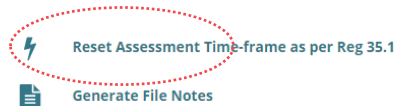
Upload Documents
Upload documents associated with consents for the DAP.

How to...

Reset the assessment clock on receiving an application variation



5. Click on **Reset assessment time-frame as per Reg 35.1** action.



6. Provide the **reason** for resetting the assessment clock within the **Reset assessment clock | Application** screen.
7. Click on **Submit** to complete the action.


Reset assessment clock | Application ID #20002163

Reason for resetting assessment clock *

provide reason for resetting the clock

CANCEL










SUBMIT

The **Consent for Development Application** screen shows and manually refresh  the screen to show the **Start Assessment** action.

8. Click on **Start Assessment** to re-commence the consent assessment.

Planning Consent for Development Application: 21001978

Summary Documents Fees Referrals Clocks Appeals **Related Actions**

-  **Upload Documents**
Upload documents associated with consents for the DAP.
-  **Determine Additional Fees**
Determine if additional fees are required for a consent in the DAP
-  **Generate Assessment Report**
Generate an assessment report for the DAP
-  **Generate Panel Assessment Report**
Generate a Panel Assessment Report for the DAP
-  **Start Assessment**
-  **Update Appeal Matters**
Add or Update Appeal Matters for the DAP
-  **Place On Hold**
-  **Reset Assessment Time-frame as per Reg 35.1**
-  **Generate File Notes**